




Lesson Sequence



1. Use evaporation to recover the solute from a solution



2. Recognise and describe reversible changes



3. Observe chemical reactions and describe how we know new materials are made



4. Investigate rusting reactions



5. Investigate burning reactions



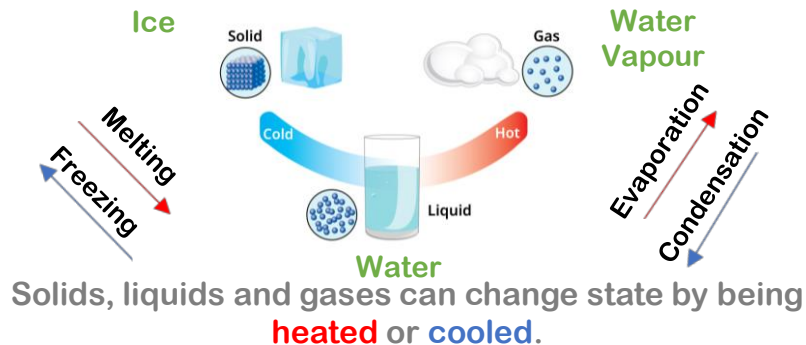
6. Investigate chemical reactions - acids and bicarbonate of soda

Evaporation



If a solid has **dissolved** in water (for example in a salt solution), **heating** it causes the water to **EVAPORATE**, leaving the solid (salt) behind.

Changes of State



Solids, liquids and gases can change state by being **heated** or **cooled**.

Irreversible Changes



These are **CHEMICAL** changes – they **cannot** be reversed as a new material has been made.

Reversible Changes



liquid chocolate
– cool –
solid chocolate



solid lolly
– heat –
liquid lolly



mixture of rice and flour
– sieve –
both separated















dissolved sugar
– evaporation (heat) –
solid sugar

These are **PHYSICAL** changes – they **can** be reversed as no permanent change has been made.



Rocket Words

	solute	a substance that can be dissolved in liquid
	solvent	a substance that can dissolve in a solute
	reversible	a change to a substance that can be undone or reversed
	evaporate	the process where a liquid changes to a gas
	chemical change	a type of change in which a new substance is formed
	effervescence	fizzing or bubbling
	fair test	an experiment that only changes one variable
	corrosion	the reaction of a metal with oxygen
	combustion	an irreversible change where a fuel uses oxygen to burn and releases energy
	extinguish	to put out a fire
	reaction	process in which substances are converted into different substances
	carbon dioxide	gas which makes up around 0.04% of our atmosphere